

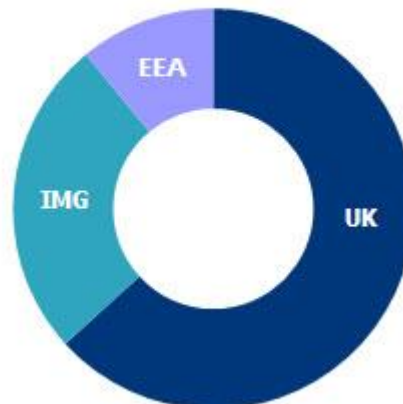
Brexit update – CEOM meeting

Nicola While
23 June 2017

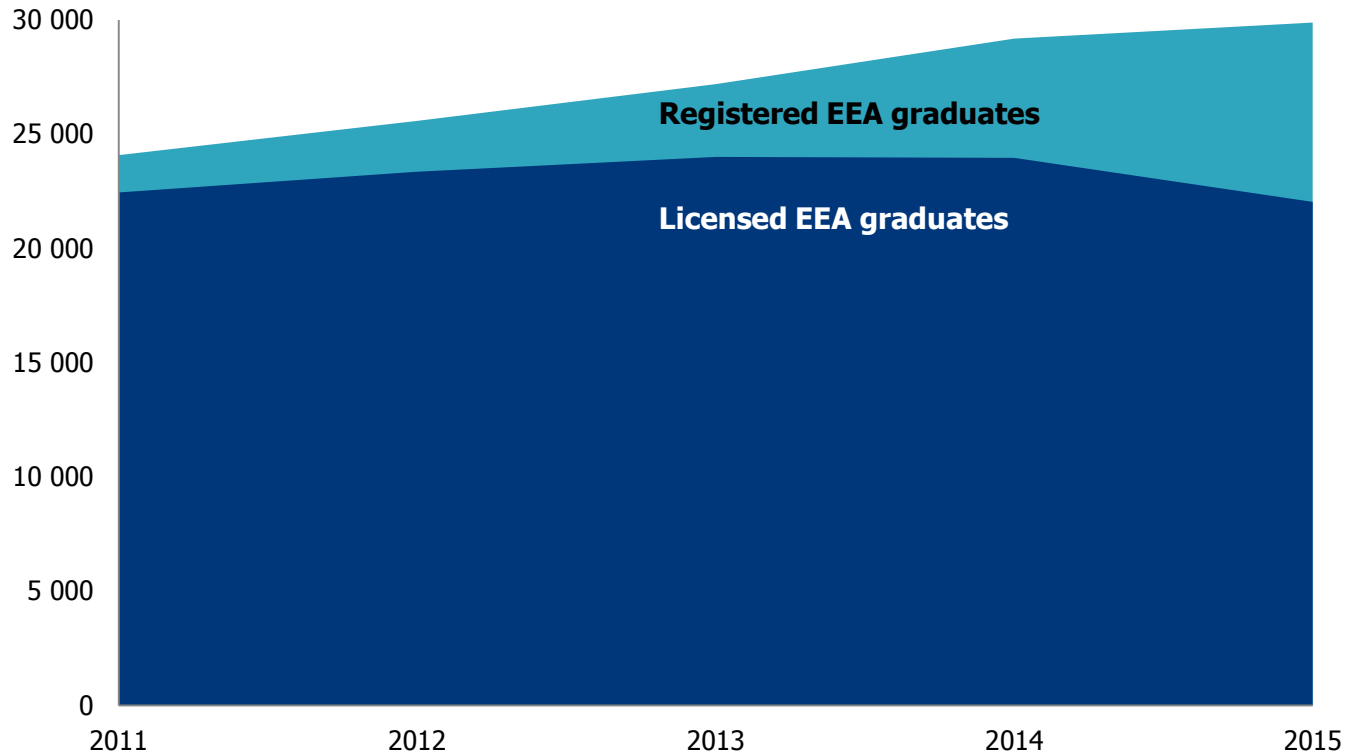
Doctors by world region PMQ As of 14 March 2017

PMQ World Region	No. of doctors	%	No. of GPs	%	No. of Specialists	%
EEA (excluding UK)	30,778	11.0%	4,117	6.1%	15,280	17.0%
International	72,402	25.8%	11,036	16.3%	22,374	24.9%
UK	177,792	63.3%	52,622	77.6%	52,082	58.0%
Total	280,972	100.0%	67,775	100.0%	89,736	100.00%

Doctors by World Region of PMQ













The number of licensed and registered EEA graduates on the UK medical register



The top ten specialties that EEA doctors enter via the automatic recognition route

Top Ten each year (counted per specialty awarded)					
	2014		2015		2016
General surgery	169	Anaesthetics	121	Anaesthetics	125
Anaesthetics	165	General surgery	102	General surgery	111
Clinical radiology	136	Clinical radiology	90	Clinical radiology	94
General (internal) medicine	134	General (internal) medicine	80	Paediatrics	78
Ophthalmology	114	Ophthalmology	77	General (internal) medicine	74
Trauma and orthopaedic surgery	105	Paediatrics	69	Ophthalmology	71
Obstetrics and gynaecology	98	Trauma and orthopaedic surgery	67	Cardiology	71
Paediatrics	94	Cardiology	66	Trauma and orthopaedic surgery	68
Cardiology	77	Obstetrics and gynaecology	57	Obstetrics and gynaecology	55
General psychiatry	54	Urology	37	Neurology	44

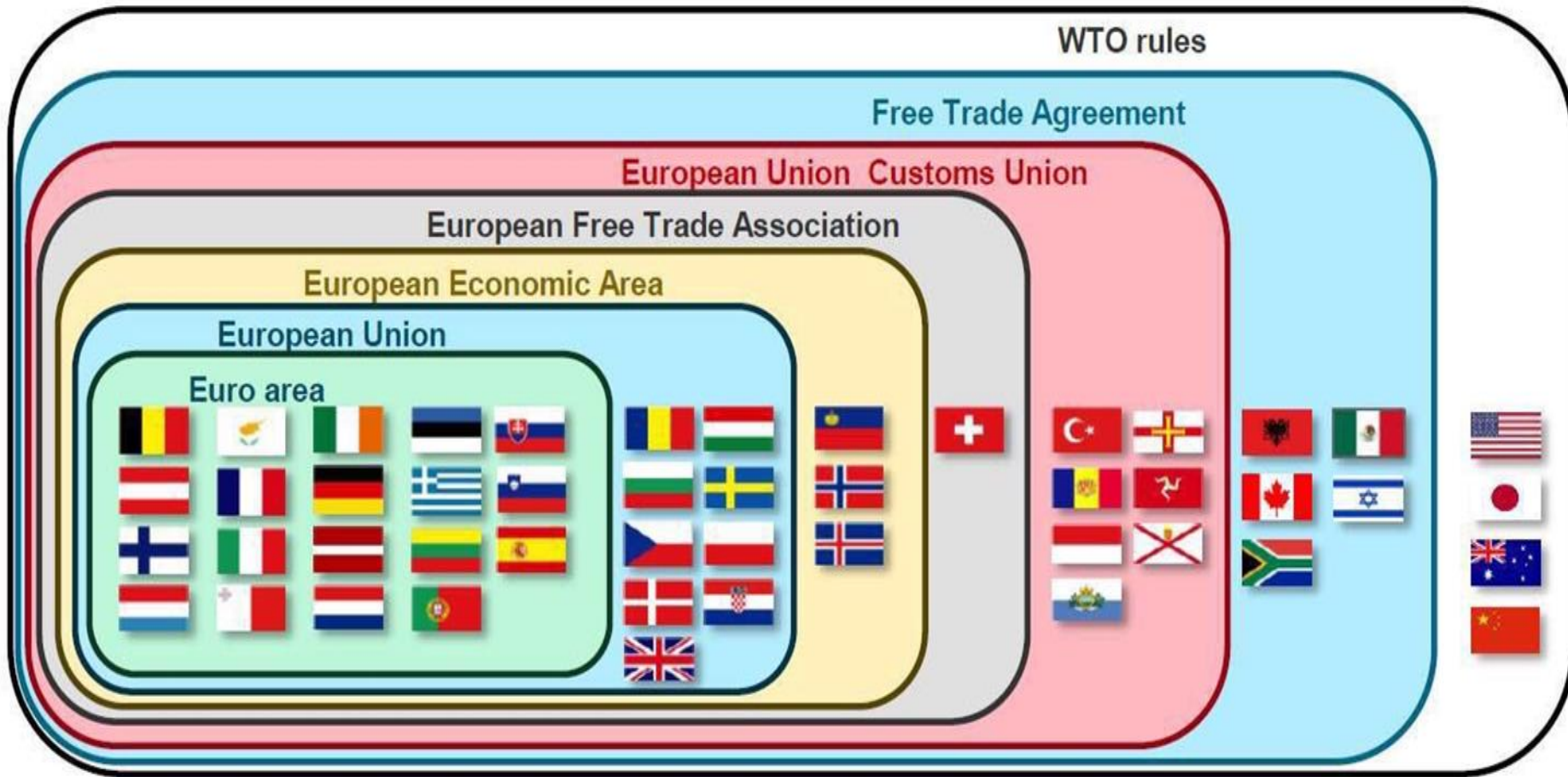
Number of licensed doctors from each EEA country by register type in 2015

Rank	EEA country	Doctors with UK licence	Area of practice				
			GP	Specialist	GP and specialist	Neither and not in training	Neither and in training
1	 Ireland	3,196	823	1,469	17	548	339
2	 Greece	2,553	50	1,487	3	717	296
3	 Italy	2,415	114	1,363	20	804	114
4	 Germany	2,193	587	1,092	30	379	105
5	 Romania	1,987	203	684	10	885	205
6	 Poland	1,717	198	726	21	431	341
7	 Spain	1,305	305	677	29	272	22
8	 Hungary	1,112	65	670	19	292	66
9	 Czech Republic	1,053	145	327	4	352	225
10	 Bulgaria	743	45	353	8	289	48

Top 10 EEA PMQ countries for doctors registering for the first time in 2016

PMQ Country	# of Doctors
Greece	282
Italy	264
Ireland	244
Romania	237
Spain	133
Poland	120
Netherlands	113
Germany	108
Czech Republic	93
Hungary	73

What might Brexit look like?



Workforce implications



Recognition of professional qualifications

L 354/132

EN

Official Journal of the European Union

28.12.2013

DIRECTIVE 2013/55/EU OF THE EUROPEAN PARLIAM

of 20 November 2013

amending Directive 2005/36/EC on the recognition of professional qualifications
(EU) No 1024/2012 on administrative cooperation through the Internal Market Information System
(‘the IMI Regulation’)

(Text with EEA relevance)

24.5.2016

EN

Official Journal of the European Union

L 134/141

5.1.3. Titles of training courses in specialised medicine

	Anaesthetics	General surgery
	Minimum period of training: 3 years	Minimum period of training: 5 years
Country	Title	Title
Belgique/België/Belgien	Anesthésie-réanimation/Anesthesie-reanimatie	Chirurgie/Heelkunde
България	Анестезиология и интензивно лечение	Хирургия
Česká republika	Anesteziologie a intenzivní medicína	Chirurgie
Danmark	Anæstesiologi	Kirurgi
Deutschland	Anästhesiologie	(Allgemeine) Chirurgie
Eesti	Anestesioloogia	Üldkirurgia
Ελλάδα	Αναισθησιολογία	Χειρουργική
España	Anestesiología y Reanimación	Cirugía general y del aparato digestivo
France	Anesthésie-réanimation	Chirurgie générale
Hrvatska	Anesteziologija, reanimatologija i intenzivna medicina	Opća kirurgija
Ireland	Anaesthesia	General surgery
Italia	Anestesia, rianimazione e terapia intensiva	Chirurgia generale
Κύπρος	Αναισθησιολογία	Γενική Χειρουργική
Latvija	Anestezioloģija un reanimatoloģija	Ķirurgija
Lietuva	Anesteziologija reanimatologija	Chirurgija
Luxembourg	Anesthésie-réanimation	Chirurgie générale
Magyarország	Aneszteziológia és intenzív gyógyászat	Sebészet

Any questions?

